



Diana Naser  
HEALTH CARE INFORMATION TECHNOLOGY

## BC Survey - Results 2022 Fall I (221E), HEALTH CARE INFORMATION

Dear Instructor,

Below are the 2022 Fall I (221E) survey results for "HEALTH CARE INFORMATION TECHNOLOGY".

The overall indicator is listed first.

The second part of the analysis lists the average values of all individual questions.

Comments are listed at the report's end.

If you have any further questions, please reach out to a member of PIER.

Best regards,

Robert Wood  
Assistant Research Analyst  
Brazosport College  
500 College Drive  
Lake Jackson, TX 77566  
(979)-230-3189  
robert.wood@brazosport.edu

Diana Naser  
2022 Fall I (221E)  
HEALTH CARE INFORMATION TECHNOLOGY (MHSM3311 40221E)  
No. of responses = 6



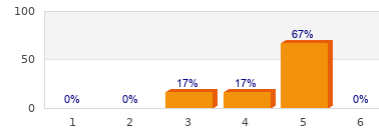
## Survey Results

### 3. Level of Agreeance:

3.1)	Instructions for course activities and assignments were clear.	strongly disagree	<table><tr><th>Rating</th><th>Percentage</th></tr><tr><td>1</td><td>0%</td></tr><tr><td>2</td><td>0%</td></tr><tr><td>3</td><td>33%</td></tr><tr><td>4</td><td>50%</td></tr><tr><td>5</td><td>17%</td></tr><tr><td>6</td><td>0%</td></tr></table>	Rating	Percentage	1	0%	2	0%	3	33%	4	50%	5	17%	6	0%	N/A	n=6 av.=3.8 md=4 dev.=0.8
Rating	Percentage																		
1	0%																		
2	0%																		
3	33%																		
4	50%																		
5	17%																		
6	0%																		
3.2)	The workload in this course was well distributed throughout the term.	strongly disagree	<table><tr><th>Rating</th><th>Percentage</th></tr><tr><td>1</td><td>0%</td></tr><tr><td>2</td><td>0%</td></tr><tr><td>3</td><td>17%</td></tr><tr><td>4</td><td>67%</td></tr><tr><td>5</td><td>17%</td></tr><tr><td>6</td><td>0%</td></tr></table>	Rating	Percentage	1	0%	2	0%	3	17%	4	67%	5	17%	6	0%	N/A	n=6 av.=4 md=4 dev.=0.6
Rating	Percentage																		
1	0%																		
2	0%																		
3	17%																		
4	67%																		
5	17%																		
6	0%																		
3.3)	The course was delivered as outlined in the syllabus.	strongly disagree	<table><tr><th>Rating</th><th>Percentage</th></tr><tr><td>1</td><td>0%</td></tr><tr><td>2</td><td>0%</td></tr><tr><td>3</td><td>17%</td></tr><tr><td>4</td><td>50%</td></tr><tr><td>5</td><td>33%</td></tr><tr><td>6</td><td>0%</td></tr></table>	Rating	Percentage	1	0%	2	0%	3	17%	4	50%	5	33%	6	0%	N/A	n=6 av.=4.2 md=4 dev.=0.8
Rating	Percentage																		
1	0%																		
2	0%																		
3	17%																		
4	50%																		
5	33%																		
6	0%																		
3.4)	Assessments/exams were based on material covered in assignments, readings, lectures, videos, group activities, etc.	strongly disagree	<table><tr><th>Rating</th><th>Percentage</th></tr><tr><td>1</td><td>0%</td></tr><tr><td>2</td><td>0%</td></tr><tr><td>3</td><td>17%</td></tr><tr><td>4</td><td>50%</td></tr><tr><td>5</td><td>33%</td></tr><tr><td>6</td><td>0%</td></tr></table>	Rating	Percentage	1	0%	2	0%	3	17%	4	50%	5	33%	6	0%	N/A	n=6 av.=4.2 md=4 dev.=0.8
Rating	Percentage																		
1	0%																		
2	0%																		
3	17%																		
4	50%																		
5	33%																		
6	0%																		
3.5)	The instructor made learning relevant to my field of study, career, or degree.	strongly disagree	<table><tr><th>Rating</th><th>Percentage</th></tr><tr><td>1</td><td>0%</td></tr><tr><td>2</td><td>0%</td></tr><tr><td>3</td><td>17%</td></tr><tr><td>4</td><td>50%</td></tr><tr><td>5</td><td>33%</td></tr><tr><td>6</td><td>0%</td></tr></table>	Rating	Percentage	1	0%	2	0%	3	17%	4	50%	5	33%	6	0%	N/A	n=6 av.=4.2 md=4 dev.=0.8
Rating	Percentage																		
1	0%																		
2	0%																		
3	17%																		
4	50%																		
5	33%																		
6	0%																		
3.6)	The instructor used a variety of instructional methods (examples: group discussions, student presentations, student activities, lab activities, online discussions, video assignments, case studies, etc.)	strongly disagree	<table><tr><th>Rating</th><th>Percentage</th></tr><tr><td>1</td><td>0%</td></tr><tr><td>2</td><td>0%</td></tr><tr><td>3</td><td>33%</td></tr><tr><td>4</td><td>50%</td></tr><tr><td>5</td><td>17%</td></tr><tr><td>6</td><td>0%</td></tr></table>	Rating	Percentage	1	0%	2	0%	3	33%	4	50%	5	17%	6	0%	N/A	n=6 av.=3.8 md=4 dev.=0.8
Rating	Percentage																		
1	0%																		
2	0%																		
3	33%																		
4	50%																		
5	17%																		
6	0%																		
3.7)	The instructor provided timely feedback on my assignments.	strongly disagree	<table><tr><th>Rating</th><th>Percentage</th></tr><tr><td>1</td><td>0%</td></tr><tr><td>2</td><td>0%</td></tr><tr><td>3</td><td>17%</td></tr><tr><td>4</td><td>17%</td></tr><tr><td>5</td><td>67%</td></tr><tr><td>6</td><td>0%</td></tr></table>	Rating	Percentage	1	0%	2	0%	3	17%	4	17%	5	67%	6	0%	N/A	n=6 av.=4.5 md=5 dev.=0.8
Rating	Percentage																		
1	0%																		
2	0%																		
3	17%																		
4	17%																		
5	67%																		
6	0%																		
3.8)	The instructor exhibited professional behavior, treated students respectfully, and used appropriate language during class.	strongly disagree	<table><tr><th>Rating</th><th>Percentage</th></tr><tr><td>1</td><td>0%</td></tr><tr><td>2</td><td>0%</td></tr><tr><td>3</td><td>17%</td></tr><tr><td>4</td><td>17%</td></tr><tr><td>5</td><td>67%</td></tr><tr><td>6</td><td>0%</td></tr></table>	Rating	Percentage	1	0%	2	0%	3	17%	4	17%	5	67%	6	0%	N/A	n=6 av.=4.5 md=5 dev.=0.8
Rating	Percentage																		
1	0%																		
2	0%																		
3	17%																		
4	17%																		
5	67%																		
6	0%																		

3.9) The instructor provided grades within the stated timeframe.

strongly disagree

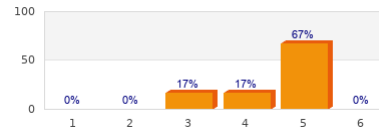


N/A

n=6  
av.=4.5  
md=5  
dev.=0.8

3.10) The instructor was accessible to answer questions and explain material outside of class according to office hours.

strongly disagree



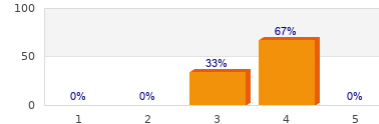
N/A

n=6  
av.=4.5  
md=5  
dev.=0.8

#### 4. Overall Satisfaction With This Course:

4.1) Please rate your overall satisfaction with the learning experience in this course.

Very Dissatisfied



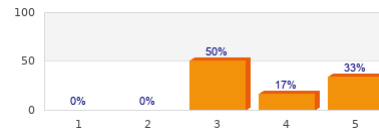
Very Satisfied

n=6  
av.=3.7  
md=4  
dev.=0.5

#### 5. Course Recommendation:

5.1) How likely are you to recommend this course with this instructor to a friend?

Very Unlikely

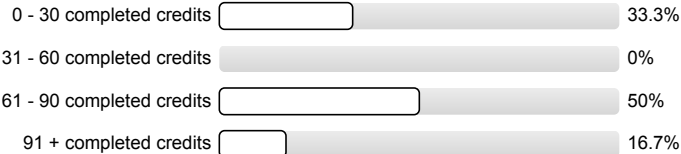


Very Likely

n=6  
av.=3.8  
md=3.5  
dev.=1

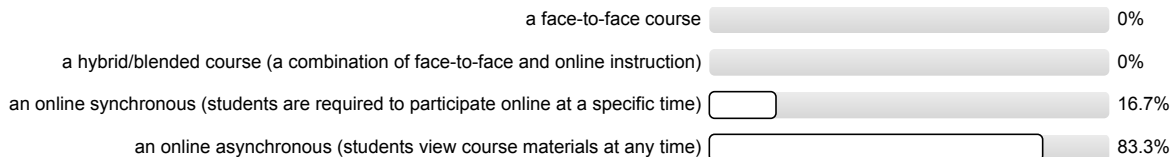
#### 7. Student Demographics:

7.1) How many credits have you completed toward your degree or certificate?




n=6

7.2) This course is instructed as:




n=6

7.3) This term I am currently enrolled in:




n=6

7.4) My current major is:



7.5) I am currently a high school student taking college courses.



## Comments Report

### 6. Open Response:

6.1) What are the strengths of this course?

- Hands on exercises in learning material instead of just reading. Actually doing an exercise like would be expected in a job within the industry.
- Online
- The case studies and written assignments helped reinforce the learning objectives. I felt prepared in my presentation to give an informed answer on a variety of health IT subject due to what I learned in researching different assignments through the course.

6.2) What changes would you recommend that would improve this course?

- More instructor lecture
- Some of the Youtube videos were not available or were difficult to hear.
- The 45-minute weekly meetings
- Updating the video links. several video links provided to help students complete assignments had been taken down or made private so I felt that was a bit disappointing when I was trying to do research to understand an assignment. Overall the readings and case studies adequately covered the subject I just like to have a really good understanding of everything before I start writing.

6.3) Any further, constructive comments?

- no (2 Counts)